

SELLING PRICE

AVERAGE	\$436K	MEDIAN	\$415K
Month-over-Month	-0.9%	Month-over-Month	-1.1%
Year-over-Year	14.7%	Year-over-Year	13.8%

All Residential

AVERAGE	\$540K	MEDIAN	\$500K
MoM	-2.3%	MoM	-1.0%
YoY	12.8%	YoY	14.2%

Detached

AVERAGE	\$411K	MEDIAN	\$402K
MoM	1.1%	MoM	-1.1%
YoY	13.3%	YoY	8.6%

Semi-Detached

AVERAGE	\$288K	MEDIAN	\$290K
MoM	-6.4%	MoM	-6.8%
YoY	6.0%	YoY	3.6%

Row/Townhouse

AVERAGE	\$200K	MEDIAN	\$183K
MoM	4.5%	MoM	0.7%
YoY	17.0%	YoY	19.1%

Apartment Condominium

NEW LISTINGS



4,506

INVENTORY



Current Month	2,114	Month-over-Month	↓ -26.4%
YTD	35K	Year-over-Year	↑ 1.3%



SALES

Current Month	1,920	Month-over-Month	↓ -22.8%
YTD	27K	Year-over-Year	↑ 18.4%

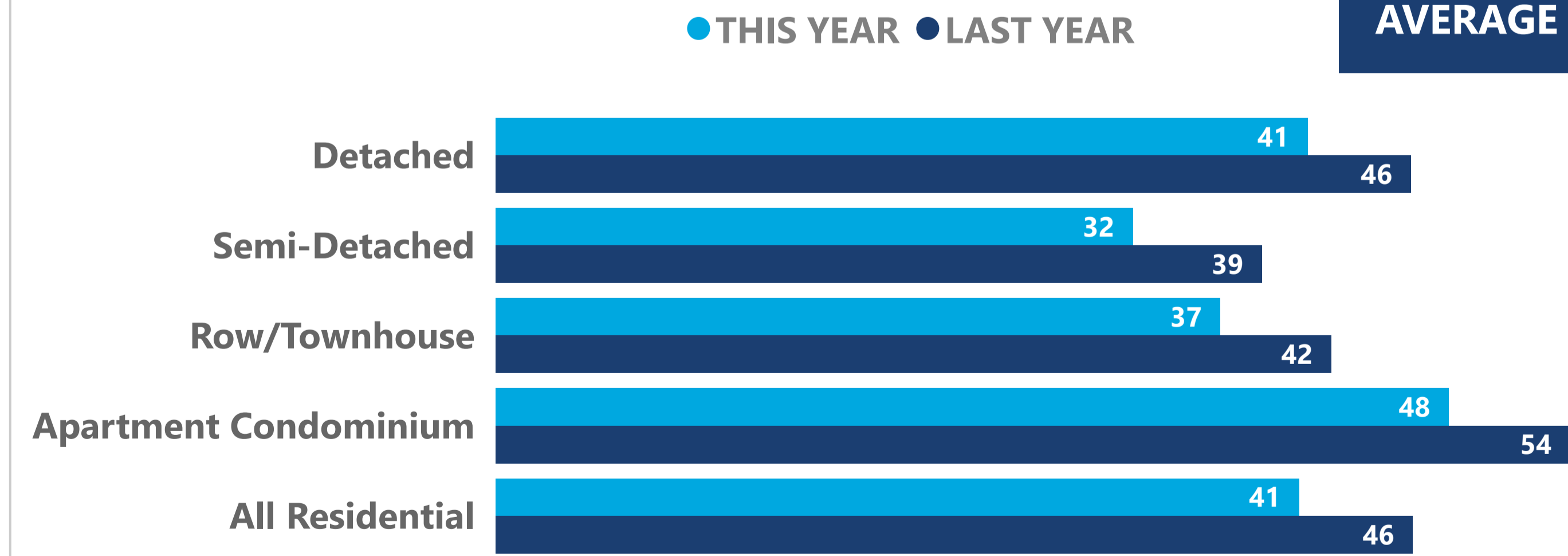


Detached	\$2,900,000
Semi-Detached	\$2,180,000
Row/Townhouse	\$771,100
Apartment Condominium	\$2,825,000



HIGH ROLLERS

AVERAGE DAYS ON MARKET FOR MONTHLY SALES



* Greater Edmonton Area includes Beaumont, Bon Accord, Bruderheim, Calmar, Devon, Edmonton, Fort Saskatchewan, Gibbons, Leduc, Legal, Morinville, New Sarepta, Redwater, Rural Leduc County, Rural Parkland County, Rural Strathcona County, Rural Sturgeon County, Sherwood Park, Spruce Grove, St. Albert, Stony Plain, Thorsby, Wabamun, Warburg.

SELLING PRICE

AVERAGE	\$409K	MEDIAN	\$395K
Month-over-Month	-2.5%	Month-over-Month	-1.2%
Year-over-Year	13.4%	Year-over-Year	15.3%



All Residential

AVERAGE	\$521K	MEDIAN	\$490K
MoM	-5.1%	MoM	-1.5%
YoY	11.7%	YoY	15.1%



Detached

AVERAGE	\$417K	MEDIAN	\$405K
MoM	1.8%	MoM	-0.5%
YoY	15.2%	YoY	8.9%



Semi-Detached

AVERAGE	\$280K	MEDIAN	\$285K
MoM	-6.2%	MoM	-4.6%
YoY	2.9%	YoY	0.6%



Row/Townhouse

AVERAGE	\$194K	MEDIAN	\$178K
MoM	3.0%	MoM	-1.9%
YoY	15.7%	YoY	14.8%



Apartment Condominium

NEW LISTINGS



Current Month	1,547	Month-over-Month	↓ -26.0%
YTD	25K	Year-over-Year	↑ 2.5%



Current Month	1,372	Month-over-Month	↓ -21.2%
YTD	19K	Year-over-Year	↑ 16.7%

3,317



INVENTORY

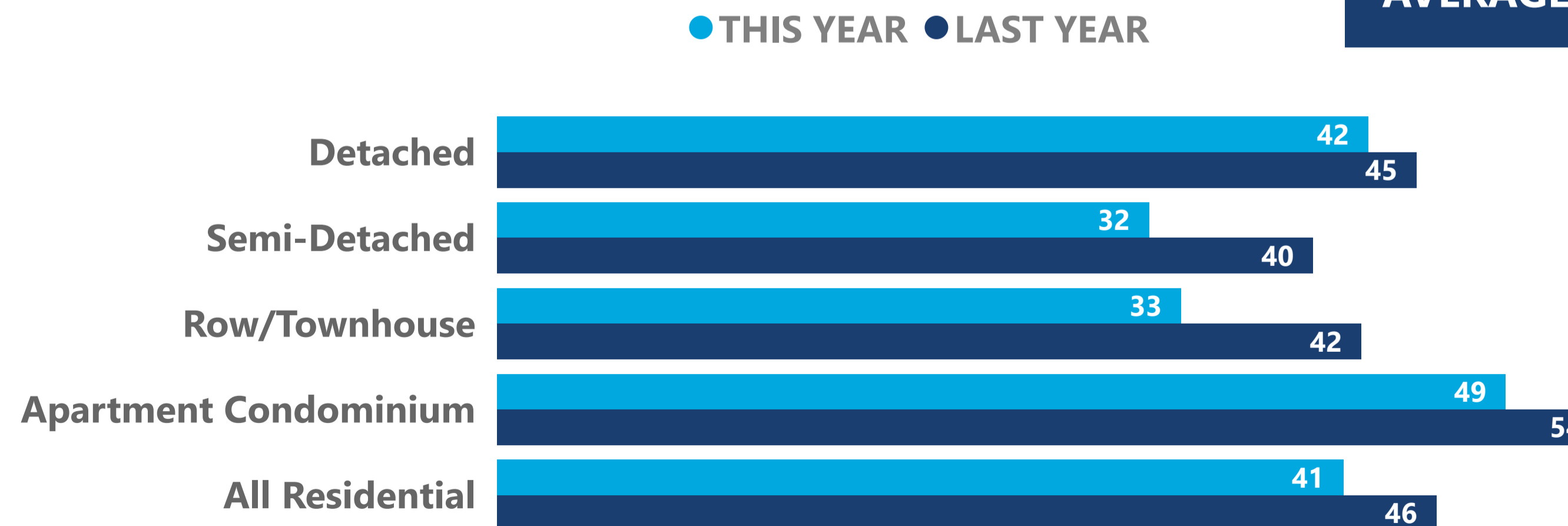


Detached	\$2,100,000
Semi-Detached	\$2,180,000
Row/Townhouse	\$771,100
Apartment Condominium	\$2,825,000



HIGH ROLLERS

AVERAGE DAYS ON MARKET FOR MONTHLY SALES



NEW LISTINGS



Current Month	Month-over-Month
2,114	↓ -26.4%
YTD	Year-over-Year
35K	↑ 1.3%



SALES

Current Month	Month-over-Month
1,920	↓ -22.8%
YTD	Year-over-Year
27K	↑ 18.4%

4,506



INVENTORY



Detached	\$2,900,000
Semi-detached	\$2,180,000
Row/Townhouse	\$771,100
Apartment Condominium	\$2,825,000



HIGH ROLLERS

AVERAGE DAYS ON MARKET FOR MONTHLY SALES



SELLING PRICE COMPARISONS

ALL RESIDENTIAL	DETACHED	SEMI-DETACHED	ROW/TOWNHOUSE	APARTMENT CONDOMINIUM
AVERAGE \$436K	AVERAGE \$540K	AVERAGE \$411K	AVERAGE \$288K	AVERAGE \$200K
MoM -0.9%	MoM -2.3%	MoM 1.1%	MoM -6.4%	MoM 4.5%
YoY 14.7%	YoY 12.8%	YoY 13.3%	YoY 6.0%	YoY 17.0%
MEDIAN \$415K	MEDIAN \$500K	MEDIAN \$402K	MEDIAN \$290K	MEDIAN \$183K
MoM -1.1%	MoM -1.0%	MoM -1.1%	MoM -6.8%	MoM 0.7%
YoY 13.8%	YoY 14.2%	YoY 8.6%	YoY 3.6%	YoY 19.1%

* Greater Edmonton Area includes Beaumont, Bon Accord, Bruderheim, Calmar, Devon, Edmonton, Fort Saskatchewan, Gibbons, Leduc, Legal, Morinville, New Sarepta, Redwater, Rural Leduc County, Rural Parkland County, Rural Strathcona County, Rural Sturgeon County, Sherwood Park, Spruce Grove, St. Albert, Stony Plain, Thorsby, Wabamun, Warburg

NEW LISTINGS



Current Month	Month-over-Month
1,547	↓ -26.0%
YTD	Year-over-Year
25K	↑ 2.5%



SALES

Current Month	Month-over-Month
1,372	↓ -21.2%
YTD	Year-over-Year
19K	↑ 16.7%

3,317



INVENTORY



Detached	\$2,100,000
Semi-detached	\$2,180,000
Row/Townhouse	\$771,100
Apartment Condominium	\$2,825,000



HIGH ROLLERS

AVERAGE DAYS ON MARKET FOR MONTHLY SALES



● THIS YEAR ● LAST YEAR

SELLING PRICE COMPARISONS



ALL RESIDENTIAL

AVERAGE	\$409K
MoM	-2.5%
YoY	13.4%
MEDIAN	\$395K
MoM	-1.2%
YoY	15.3%



DETACHED

AVERAGE	\$521K
MoM	-5.1%
YoY	11.7%
MEDIAN	\$490K
MoM	-1.5%
YoY	15.1%



SEMI-DETACHED

AVERAGE	\$417K
MoM	1.8%
YoY	15.2%
MEDIAN	\$405K
MoM	-0.5%
YoY	8.9%



ROW/TOWNHOUSE

AVERAGE	\$280K
MoM	-6.2%
YoY	2.9%
MEDIAN	\$285K
MoM	-4.6%
YoY	0.6%



APARTMENT CONDOMINIUM

AVERAGE	\$194K
MoM	3.0%
YoY	15.7%
MEDIAN	\$178K
MoM	-1.9%
YoY	14.8%

MLS® HOME PRICE INDEX

\$402K

Benchmark Price

↓ -0.3%

Month-over-Month

↑ 7.9%

Year-over-Year

\$436K

Average Sales Price

↓ -0.9%

Month-over-Month

↑ 14.7%

Year-over-Year

\$415K

Median Sales Price

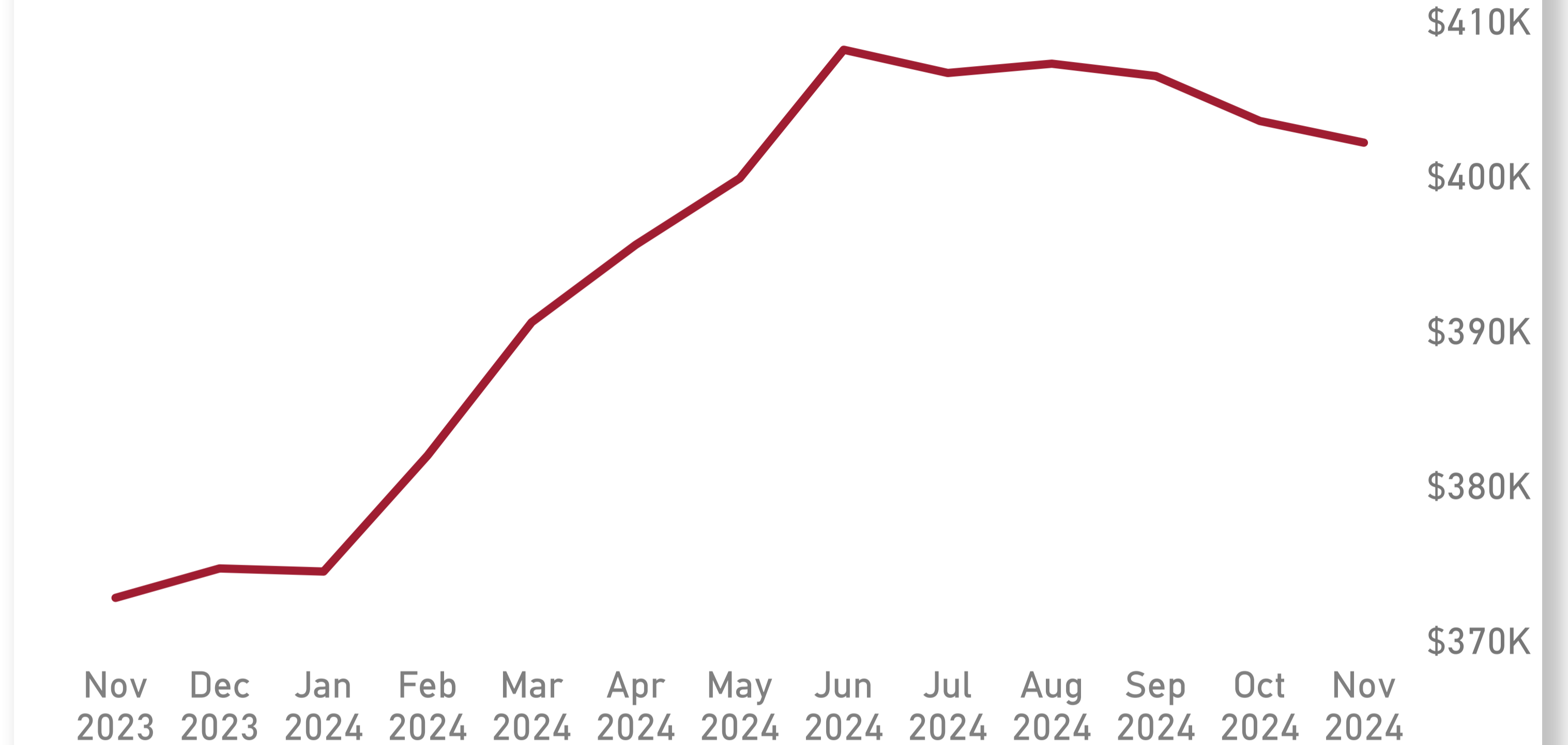
↓ -1.1%

Month-over-Month

↑ 13.8%

Year-over-Year

BENCHMARK PRICE TREND



\$473K

Benchmark Price


↓ -0.2%

Month-over-Month

↑ 9.7%

Year-over-Year

SINGLE FAMILY



\$194K

Benchmark Price

↓ -1.0%

Month-over-Month

↑ 10.9%

Year-over-Year

APARTMENT



\$270K

Benchmark Price

↑ 0.4%

Month-over-Month

↑ 12.4%

Year-over-Year

TOWNHOUSE

MLS® HOME PRICE INDEX

\$390K

Benchmark Price

↓ -0.4%

Month-over-Month

↑ 6.9%

Year-over-Year

\$409K

Average Sales Price

↓ -2.5%

Month-over-Month

↑ 13.4%

Year-over-Year

\$395K

Median Sales Price

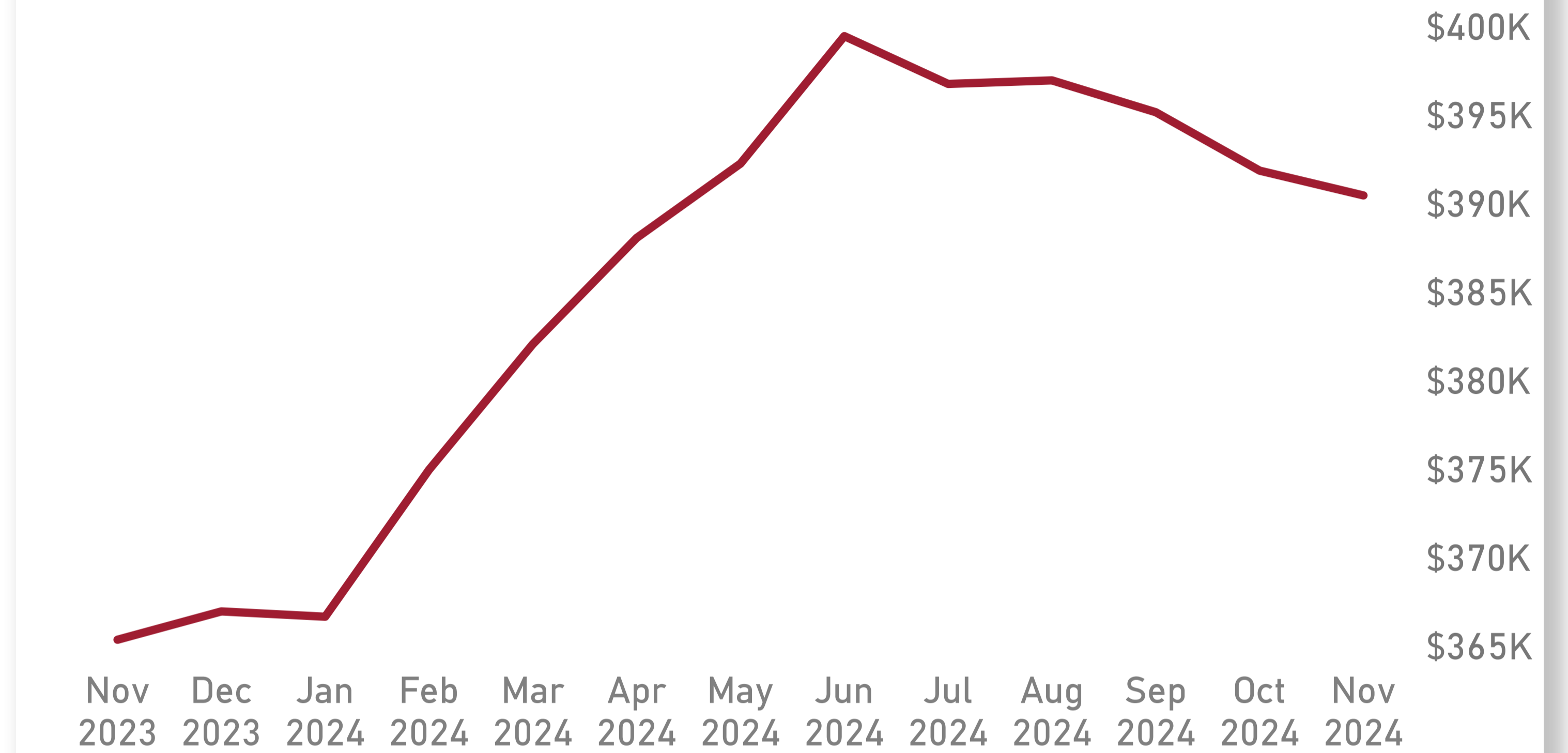
↓ -1.2%

Month-over-Month

↑ 15.3%

Year-over-Year

BENCHMARK PRICE TREND



\$476K

Benchmark Price


↓ -0.2%

Month-over-Month

↑ 8.8%

Year-over-Year

SINGLE FAMILY



\$189K

Benchmark Price

↓ -0.9%

Month-over-Month

↑ 10.7%

Year-over-Year

APARTMENT



\$264K

Benchmark Price

↑ 0.5%

Month-over-Month

↑ 13.5%

Year-over-Year

TOWNHOUSE

NEW LISTINGS



Current Month

2,114

Month-over-Month

↓ -26.4%

YTD

35K

Year-over-Year

↑ 1.3%

NEW LISTINGS



Current Month

1,547

Month-over-Month

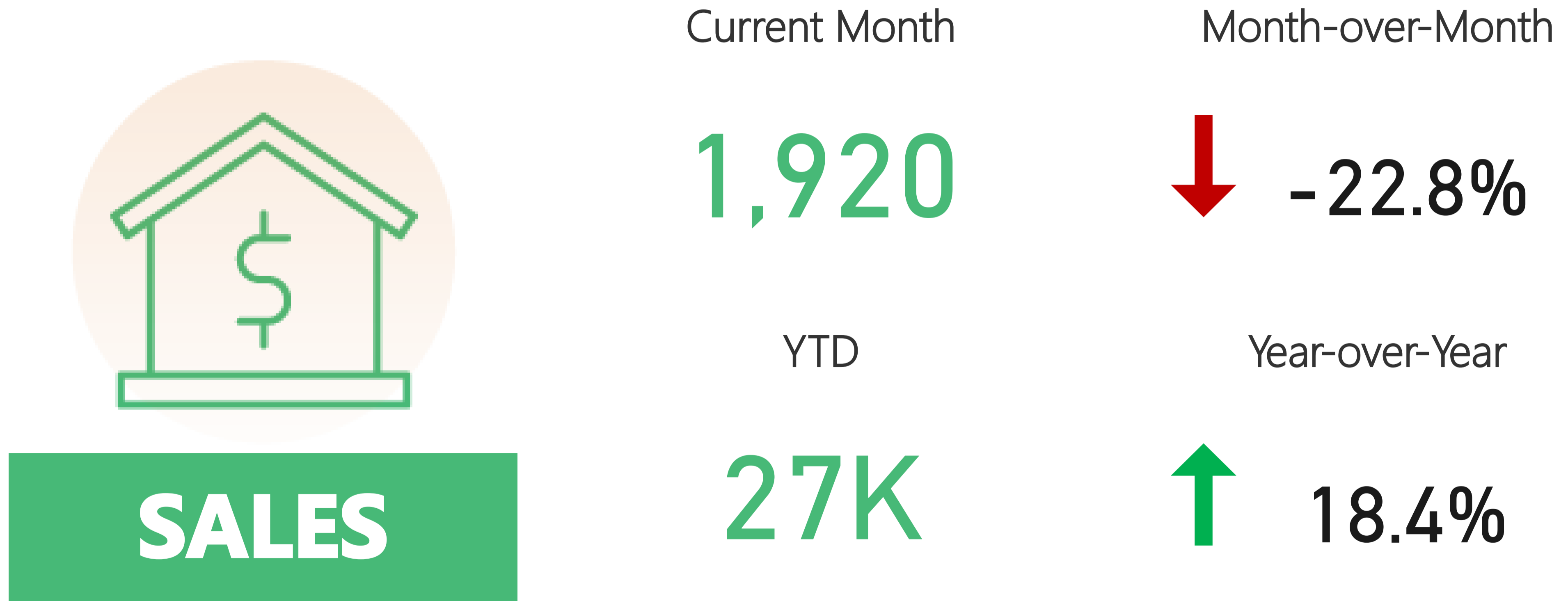
↓ -26.0%

YTD

25K

Year-over-Year

↑ 2.5%



* Greater Edmonton Area includes Beaumont, Bon Accord, Bruderheim, Calmar, Devon, Edmonton, Fort Saskatchewan, Gibbons, Leduc, Legal, Morinville, New Sarepta, Redwater, Rural Leduc County, Rural Parkland County, Rural Strathcona County, Rural Sturgeon County, Sherwood Park, Spruce Grove, St. Albert, Stony Plain, Thorsby, Wabamun, Warburg.



SALES

Current Month

1,372

YTD

19K

Month-over-Month

↓ -21.2%

Year-over-Year

↑ 16.7%

4,506



INVENTORY

** Greater Edmonton Area includes Beaumont, Bon Accord, Bruderheim, Calmar, Devon, Edmonton, Fort Saskatchewan, Gibbons, Leduc, Legal, Morinville, New Sarepta, Redwater, Rural Leduc County, Rural Parkland County, Rural Strathcona County, Rural Sturgeon County, Sherwood Park, Spruce Grove, St. Albert, Stony Plain, Thorsby, Wabamun, Warburg.*

3,317



INVENTORY



Detached

\$2,900,000

Semi-Detached


\$2,180,000

Row/Townhouse

\$771,100

Apartment
Condominium

\$2,825,000



HIGH ROLLERS

** Greater Edmonton Area includes Beaumont, Bon Accord, Bruderheim, Calmar, Devon, Edmonton, Fort Saskatchewan, Gibbons, Leduc, Legal, Morinville, New Sarepta, Redwater, Rural Leduc County, Rural Parkland County, Rural Strathcona County, Rural Sturgeon County, Sherwood Park, Spruce Grove, St. Albert, Stony Plain, Thorsby, Wabamun, Warburg.*




Detached **\$2,100,000**

Semi-Detached **\$2,180,000**

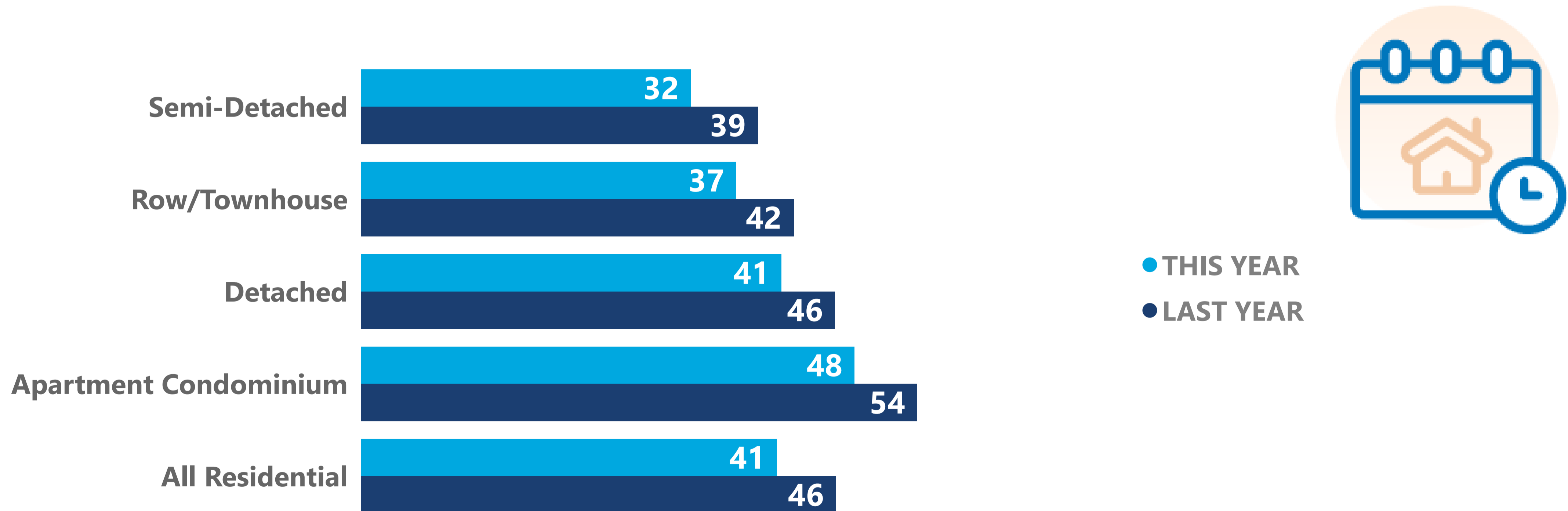
Row/Townhouse **\$771,100**

Apartment
Condominium **\$2,825,000**



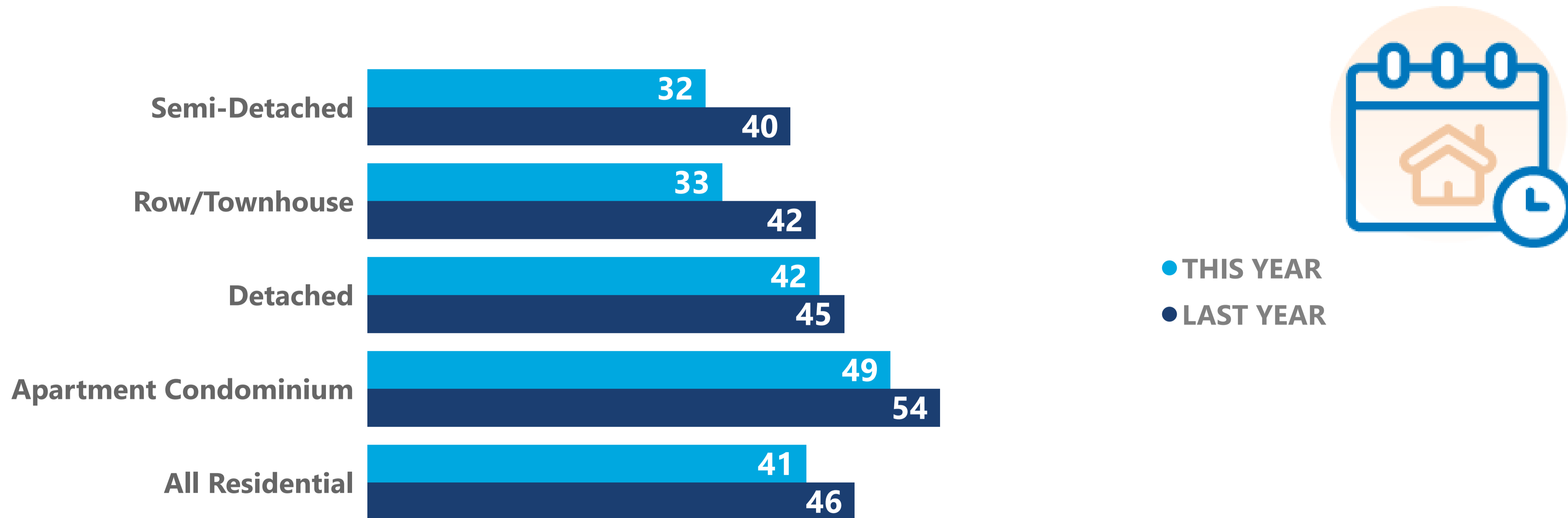
HIGH ROLLERS

AVERAGE DAYS ON MARKET FOR MONTHLY SALES



* Greater Edmonton Area includes Beaumont, Bon Accord, Bruderheim, Calmar, Devon, Edmonton, Fort Saskatchewan, Gibbons, Leduc, Legal, Morinville, New Sarepta, Redwater, Rural Leduc County, Rural Parkland County, Rural Strathcona County, Rural Sturgeon County, Sherwood Park, Spruce Grove, St. Albert, Stony Plain, Thorsby, Wabamun, Warburg.

AVERAGE DAYS ON MARKET FOR MONTHLY SALES



AVERAGE

\$436K

\$415K

MEDIAN

MoM

-0.9%

-1.1%

MoM

YoY

14.7%

13.8%

YoY



All Residential

** Greater Edmonton Area includes Beaumont, Bon Accord, Bruderheim, Calmar, Devon, Edmonton, Fort Saskatchewan, Gibbons, Leduc, Legal, Morinville, New Sarepta, Redwater, Rural Leduc County, Rural Parkland County, Rural Strathcona County, Rural Sturgeon County, Sherwood Park, Spruce Grove, St. Albert, Stony Plain, Thorsby, Wabamun, Warburg.*

AVERAGE

\$409K

\$395K

MEDIAN

MoM

-2.5%

-1.2%

MoM

YoY

13.4%

15.3%

YoY



All Residential

AVERAGE

\$540K

\$500K

MEDIAN

MoM

-2.3%

-1.0%

MoM

YoY

12.8%

14.2%

YoY



Detached

** Greater Edmonton Area includes Beaumont, Bon Accord, Bruderheim, Calmar, Devon, Edmonton, Fort Saskatchewan, Gibbons, Leduc, Legal, Morinville, New Sarepta, Redwater, Rural Leduc County, Rural Parkland County, Rural Strathcona County, Rural Sturgeon County, Sherwood Park, Spruce Grove, St. Albert, Stony Plain, Thorsby, Wabamun, Warburg.*

AVERAGE

\$521K

MoM

-5.1%

YoY

11.7%



Detached

\$490K

MEDIAN

-1.5%

MoM

15.1%

YoY

AVERAGE

\$411K

MoM

1.1%

YoY

13.3%



\$402K

MEDIAN

-1.1%

MoM

8.6%

YoY

Semi-Detached

** Greater Edmonton Area includes Beaumont, Bon Accord, Bruderheim, Calmar, Devon, Edmonton, Fort Saskatchewan, Gibbons, Leduc, Legal, Morinville, New Sarepta, Redwater, Rural Leduc County, Rural Parkland County, Rural Strathcona County, Rural Sturgeon County, Sherwood Park, Spruce Grove, St. Albert, Stony Plain, Thorsby, Wabamun, Warburg.*

AVERAGE

\$417K

MoM

1.8%

YoY

15.2%



Semi-Detached

\$405K

MEDIAN

-0.5%

MoM

8.9%

YoY

AVERAGE

\$288K

\$290K

MEDIAN

MoM

-6.4%

-6.8%

MoM

YoY

6.0%

3.6%

YoY



Row/Townhouse

** Greater Edmonton Area includes Beaumont, Bon Accord, Bruderheim, Calmar, Devon, Edmonton, Fort Saskatchewan, Gibbons, Leduc, Legal, Morinville, New Sarepta, Redwater, Rural Leduc County, Rural Parkland County, Rural Strathcona County, Rural Sturgeon County, Sherwood Park, Spruce Grove, St. Albert, Stony Plain, Thorsby, Wabamun, Warburg.*

AVERAGE

\$280K

\$285K

MEDIAN

MoM

-6.2%

-4.6%

MoM

YoY

2.9%

0.6%

YoY



Row/Townhouse